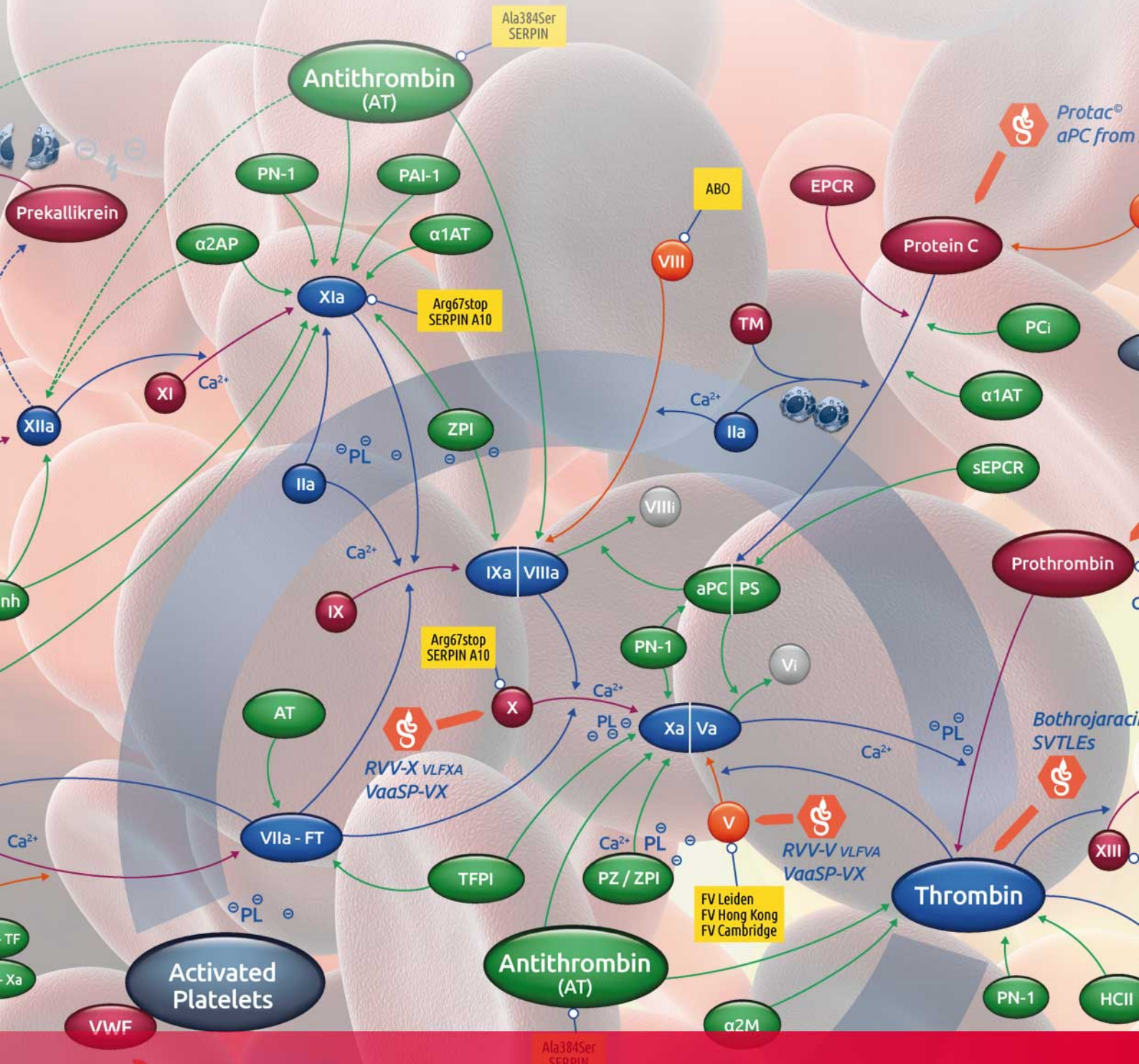


Cryopep

Cryogenics at the service of haemostasis



POLYCLONAL ANTIBODIES

Edition of 2024-05-03 15:05:42

way

Endothelial Cells



Bilinesin
Convulxin
Echicetin
EMS16

Mucetin
Rhodocytin
Sochicetin-A
Triwaglerin

POLYCLONAL ANTIBODIES

Anti-thrombin

Sheep polyclonal antibody anti-human thrombin



Ref	Format
9-PAHT-S	1 mg

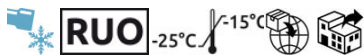


Anti-Factor V

Horse polyclonal antibody anti-human Factor V



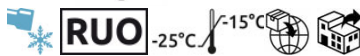
Ref	Format
9-PAHFV-H	1 mg



Sheep polyclonal antibody anti-bovine Factor V



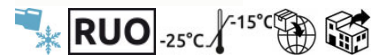
Ref	Format
9-PABFV-S	1 mg



Sheep polyclonal antibody anti-human Factor V



Ref	Format
9-PAHFV-S	1 mg

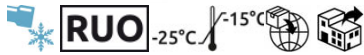


Anti-Factor Va

Sheep polyclonal antibody anti-human Factor Va



Ref	Format
9-PAHFVA-S	1 mg

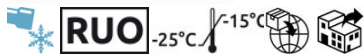


Anti-Factor VII

Sheep polyclonal antibody anti-human FVII



Ref	Format
9-PAHFVII-S	1 mg



Anti-Factor VIIa

Rabbit polyclonal antibody anti-human FVIIa



Ref	Format
9-PAHFVIIA-RAB	1 mg



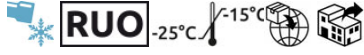
POLYCLONAL ANTIBODIES

Anti-Factor VIII

Sheep polyclonal antibody anti-human FVIII



Ref	Format
9-PAHFVIII-S	1 mg

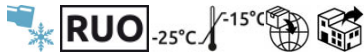


Anti-Factor IX

Chicken polyclonal antibody anti-human Factor IX



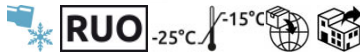
Ref	Format
9-PAHFIX-C	1 mg



Sheep polyclonal antibody anti-human Factor IX



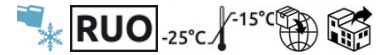
Ref	Format
9-PAHFIX-S	1 mg
9-PAHFIX-S-5	5 mg
9-PAHFIX-SAP	100 µg



Sheep polyclonal antibody Anti-rat Factor IX



Ref	Format
9-PARFIX-S	1 mg

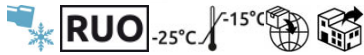


Anti-Factor X

Sheep polyclonal antibody anti-human Factor X



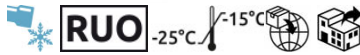
Ref	Format
9-PAHFX-S	1 mg



Sheep polyclonal antibody anti-mouse Factor X



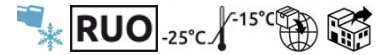
Ref	Format
9-PAMFX-S	1 mg



Sheep pAb anti-mouse Factor X Immuno Adsorbed



Ref	Format
9-PAMFX-SIA	1 mg

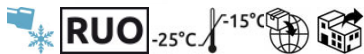


Anti-Factor XI

Sheep polyclonal antibody anti-human Factor XI



Ref	Format
9-PAHFXI-S	1 mg
9-PAHFXI-SAP	100 µg

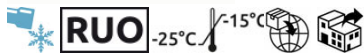


Anti-Factor XII

Sheep polyclonal antibody anti-human Factor XII



Ref	Format
9-PAHFXII-S	1 mg

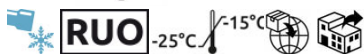


Anti-Factor XIII

Sheep polyclonal antibody anti-human Factor XIII



Ref	Format
9-PAHFXIII-S	1 mg



Anti-fibrinogen

Sheep pAb anti-porcine fibrinogen



Ref	Format
9-PAPFGN-S	1 mg



Anti-heparin

Sheep polyclonal antibody anti-Human heparin

coFactor II



Ref	Format
9-PAHCII-S	1 mg



Anti-plasminogen activator inhibitor type-1 (PAI-1)

Rabbit polyclonal antibody anti-human PAI-1



Ref	Format
4-TC31024	1 mg
4-TC31025	5 mg



Anti-plasminogen

Sheep polyclonal antibody anti-Human plasminogen



Ref	Format
9-PAHPG-S	1 mg



Sheep pAb anti-mouse plasminogen



Ref	Format
9-PAMPG-S	1 mg

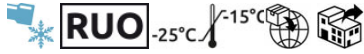


POLYCLONAL ANTIBODIES

Anti-protein C

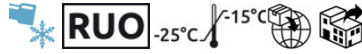
Chicken polyclonal antibody anti-human protein C

Ref	Format
9-PAHPC-C	1 mg



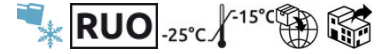
Horse polyclonal antibody anti-human protein C

Ref	Format
9-PAHPC-H	1 mg



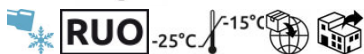
Sheep polyclonal antibody anti-human protein C

Ref	Format
9-PAHPC-S	1 mg



Sheep polyclonal antibody anti-mouse protein C

Ref	Format
9-PAMPC-S	1 mg



Anti-antithrombin

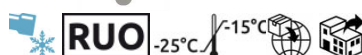
Sheep polyclonal antibody anti-human antithrombin

Ref	Format
9-PAHAT-S	1 mg



Sheep polyclonal antibody anti-mouse antithrombin

Ref	Format
9-PAMAT-S	1 mg



Anti-protein S

Sheep polyclonal antibody anti-human protein S

Ref	Format
9-PAHPS-S	1 mg



Anti-protein Z

Sheep polyclonal antibody anti-human protein Z

Ref	Format
9-PAHPZ-S	1 mg



POLYCLONAL ANTIBODIES

Anti-tissue Factor

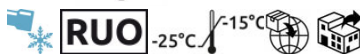
Goat polyclonal antibody anti-human tissue Factor (IgG)

Ref	Format
11-4501	1 mg



Sheep polyclonal antibody anti-human tissue Factor

Ref	Format
9-PAHTF-S	1 mg



Anti-prothrombin

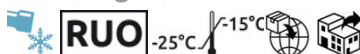
Burro polyclonal antibody anti-human prothrombin

Ref	Format
9-PAHFII-BU	1 mg



Sheep polyclonal antibody anti-human prothrombin

Ref	Format
9-PAHFII-S	1 mg
9-PAHFII-SAP	100 µg



Sheep polyclonal antibody anti-mouse prothrombin

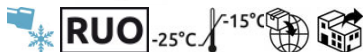
Ref	Format
9-PAMFII-S	1 mg



Anti-TAFI

Sheep polyclonal antibody anti-human TAFI

Ref	Format
9-PATAFI-S	1 mg



Anti-TFPI

Sheep polyclonal antibody anti-Human TFPI

Ref	Format
9-PAHTFPI-S	1 mg



Anti-tissue type plasminogen activator (t-PA)

Rabbit polyclonal antibody anti-human t-PA

Ref	Format
4-TC31004	1 mg
4-TC31005	5 mg



Anti-urokinase type plasminogen activator (u-PA)

Rabbit polyclonal antibody anti-u-PA



Ref	Format
4-TC31014	1 mg
4-TC31015	5 mg



Anti-vitronectin

Rabbit polyclonal antibody anti-human vitronectin



Ref	Format
4-TC31054	1 mg

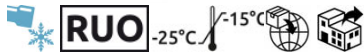


Anti-VWF

Sheep polyclonal antibody anti-human VWF



Ref	Format
9-PAHVWF-S	1 mg



EXPLANATION FOR SYMBOLS USED



These kits are manufactured in accordance with the 98/79 EC directive for in vitro diagnostic devices. Only CE marked products can be used for diagnostic applications in Europe.



These kits are intended for in vitro diagnostic use.



These kits are for research use only and are not intended to be used for diagnostic procedures.

FDA

Federal Drug Administration, FDA validates diagnostic kits for in vitro diagnostic use in the United States.



Biological risk products



Storage between 2 and 8 ° C



Reactive in liquid form



Reactive in lyophilized form



Reactive in frozen form



Stability after opening at 2-8 ° C



Products that can be refrozen



Stability 12 months after refreezing at -20 ° C



Manufacturer



Importer



Distributor

Your order

1

To order, several possibilities

By telephone	+33(0)4 67 10 71 20
By fax	+33(0)4 67 10 71 21
By e-mail	contact@cryopep.com
By letter	CRYOPEP, 83 rue Yves Montand, 34 080 Montpellier, FRANCE

2

Command Processing

We carefully pack frozen products in boxes with dry ice or cold packs according of the nature of the product.

To optimize the conditions of transport of our products, we ship our packages in dry ice only from Monday to Wednesday, except urgent customer requests.

All other orders for freeze-dried products are shipped from Monday to Friday.

3

Transport

We work exclusively with carriers receiving ISO 9001 and CERTIPHARM certifications.

We guarantee timely delivery of all products.

During transportation, we follow all our shipments and, if necessary, call our customers to check that the packages have been received in the laboratory.

Visit our website : <https://www.cryopep.com>